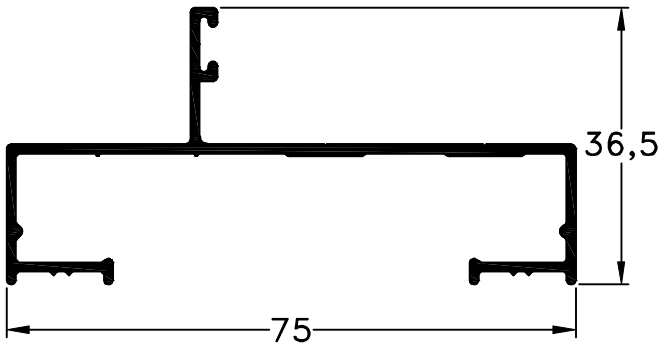
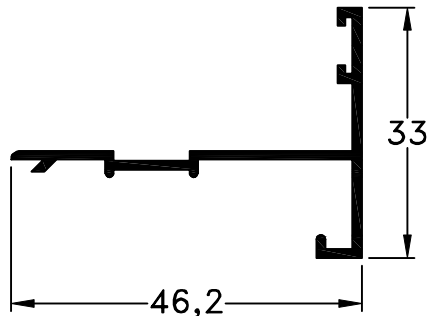


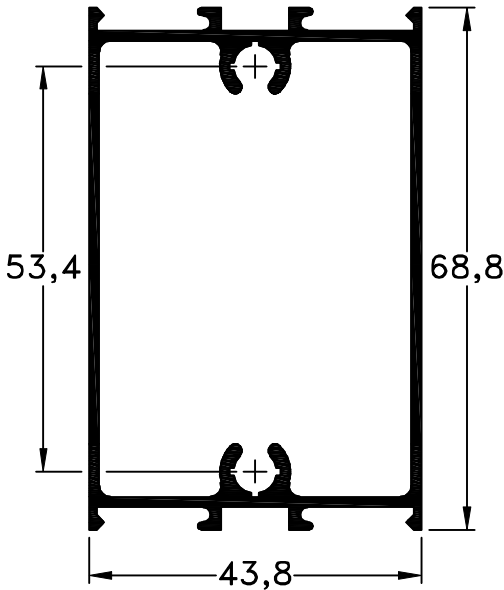
Puerta de Rebatir Tradicional



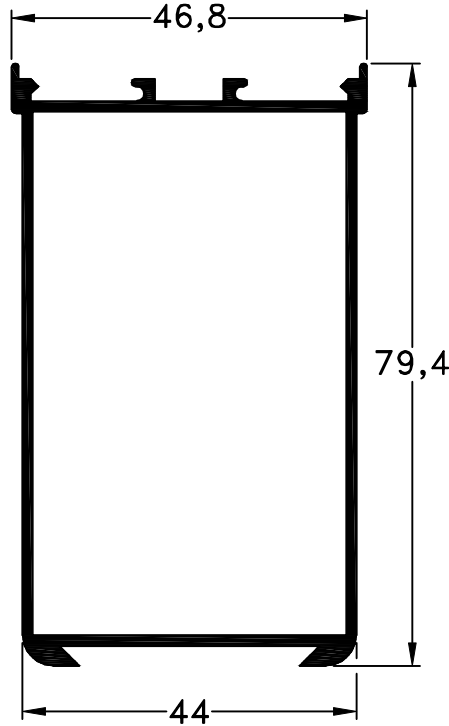
427 - Marco Puerta de Rebatir
 Largo Std.: 6150 mm
 peso: 0,58 Kg/m



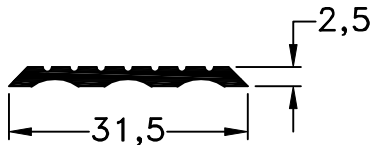
16 - Batiante
 Largo Std.: 6150 mm
 peso: 0,31 Kg/m



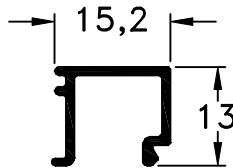
429 - Travesaño Puerta de Rebatir
 peso: 1,01 Kg/m



428 - Parante Puerta de Rebatir
 Largo Std.: 6150 mm
 Peso: 0,98 Kg/m



66 - Tapacanto
 peso: 0,15 Kg/m



34 - Contravidrio
 peso: 0,14 Kg/m